

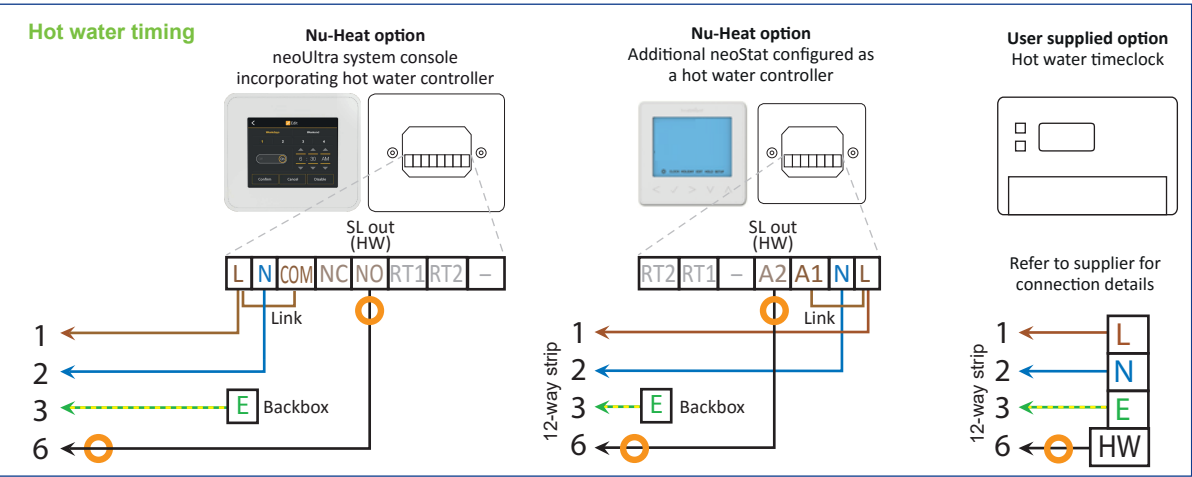
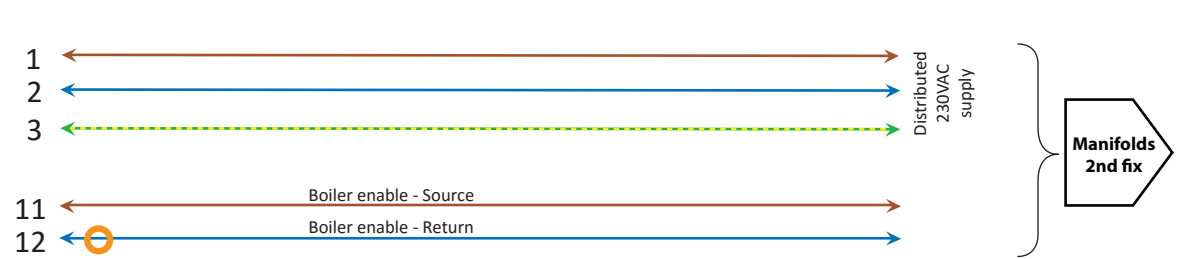
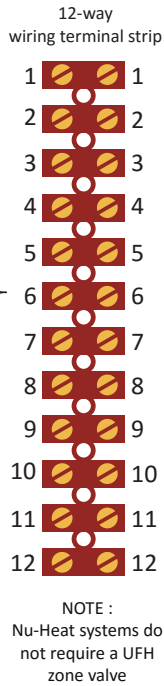
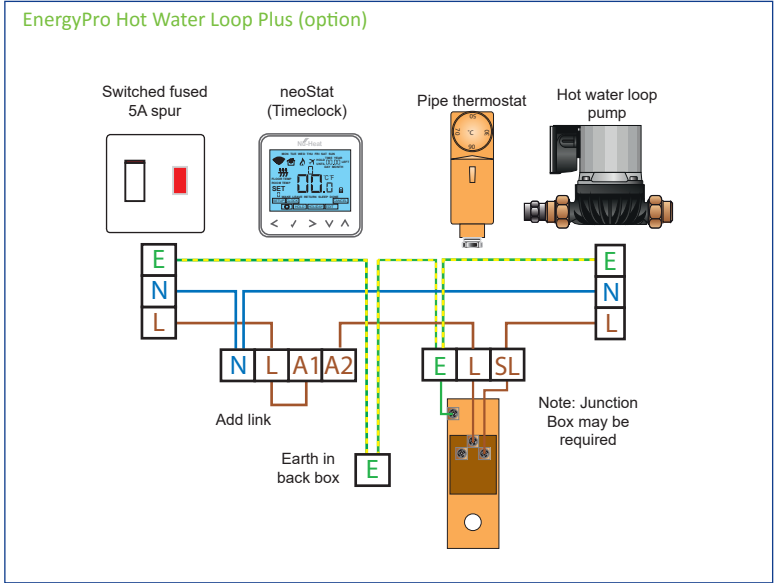
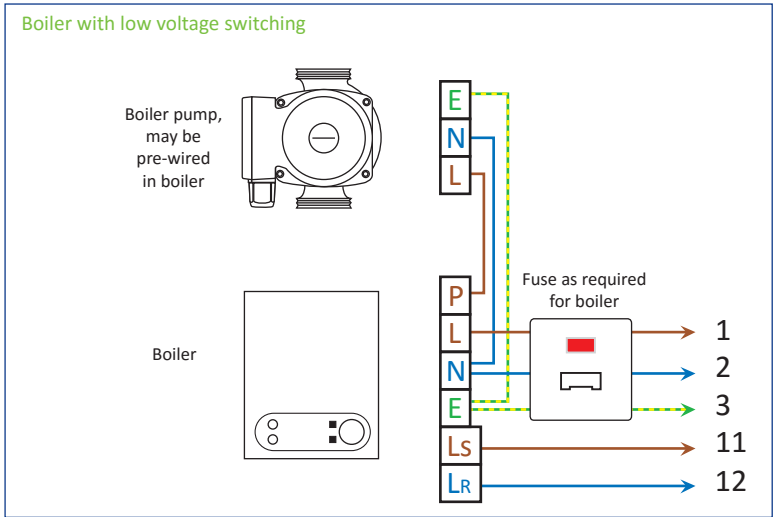
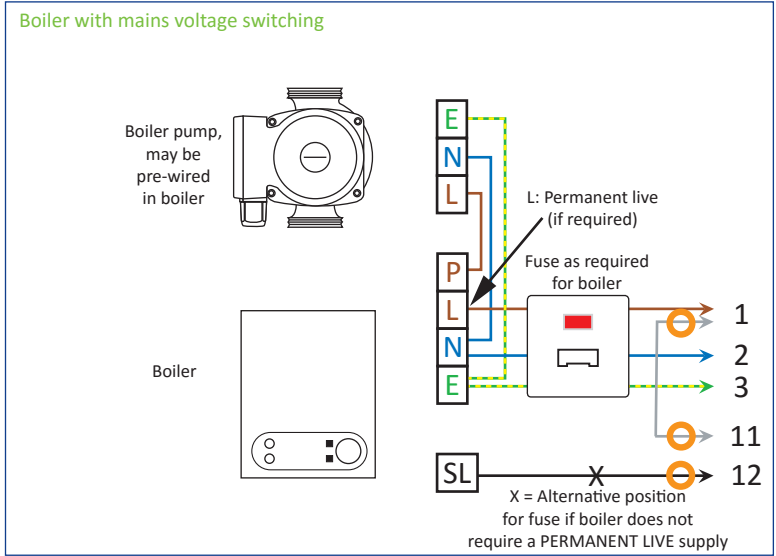
W2BUNe - Electrical 2nd fix, Boiler system, Combi or User supplied cylinder, S Plan control system, Programmable thermostats

KEY

Note: colour of wires may vary from those shown. Earth where required.

- SL Switched Live
- L Live
- N Neutral
- E Earth
- P Boiler pump live
- LS Low voltage Source
- LR Low voltage Return
- HW Hot water switched live
- TR Towel rail switched live
- Live voltage marker sleeve

Heating system isolation switch



S Plan, rest of control system

For user supplied cylinder (if fitted)

For radiator circuit (if fitted)

When radiators are used in conjunction with underfloor heating, they must be independently controlled. The wiring for this is not shown here.

Refer to Nu-Heat's Radiator Installation Manuals (plumbing and electrical) for details.

For towel rail circuit (if fitted)

Notes:

BS7671: 2008. Requirements for Electrical Installations, IEE Wiring Regulations, Building Regulations Electrical Safety (Part P)

Installation must be carried out by a Competent Person or, failing that, the local building control authority must be notified of the proposed work before commencement and the completed installation must be inspected by a Competent Person.

The schematic should be read in conjunction with the Solar manual, the Underfloor heating Installation manual, any 'Product Data Sheets' and the manufacturer's manuals provided.

All fused spurs must be fitted with 5 amp fuses unless otherwise stated.

Where live conductors are sleeved in a colour other than brown, coloured marker sleeves should be fitted at the ends of the wires to identify them.

When radiators are used in conjunction with underfloor heating, the parts shown must be fitted in order to give independent control.

Always refer to the boiler manufacturer's wiring instructions for identification of boiler terminals.

Compliance with Part G3 Building Regulations remains the responsibility of the installer.

Parts shown in outline are generally supplied by others. Where connections are shown to equipment that is not supplied by Nu-Heat, this is for guidance only. In all such cases the supplier's installation information should be checked before fixing and connecting the equipment.

In line with the company policy of product development, Nu-Heat reserves the right to supply different components to those shown.

If there is any aspect of the installation that you do not understand, please contact Nu-Heat Technical, quoting your QR (system reference) number.

This drawing is not site-specific. The number and type of cylinders, pumps and timeclocks might all vary from those shown.

Underfloor Heating Control System

W2BUNe - Electrical 2nd fix, Boiler system, Combi or User supplied cylinder, S Plan control system, Programmable thermostats

Nu-Heat
UNDERFLOOR & RENEWABLES

Nu-Heat UK Ltd | Heathpark House | Devonshire Road
Heathpark Industrial Estate | Honiton | Devon EX14 1SD

Online www.nu-heat.co.uk Phone 01404 540745