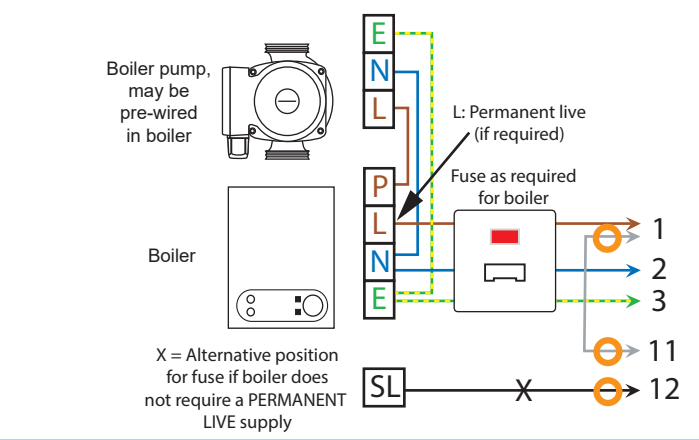
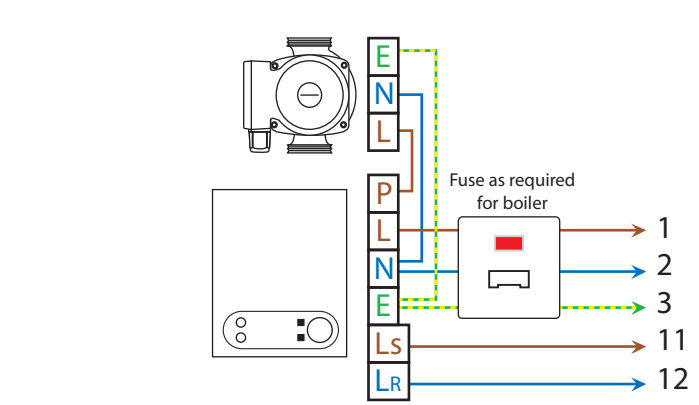


W2BN²Ne - Electrical 2nd fix, Boiler system, Dual EnergyPro cylinders, Programmable thermostats

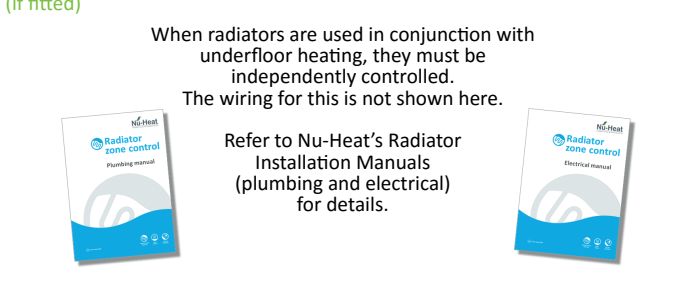
Boiler with mains voltage switching



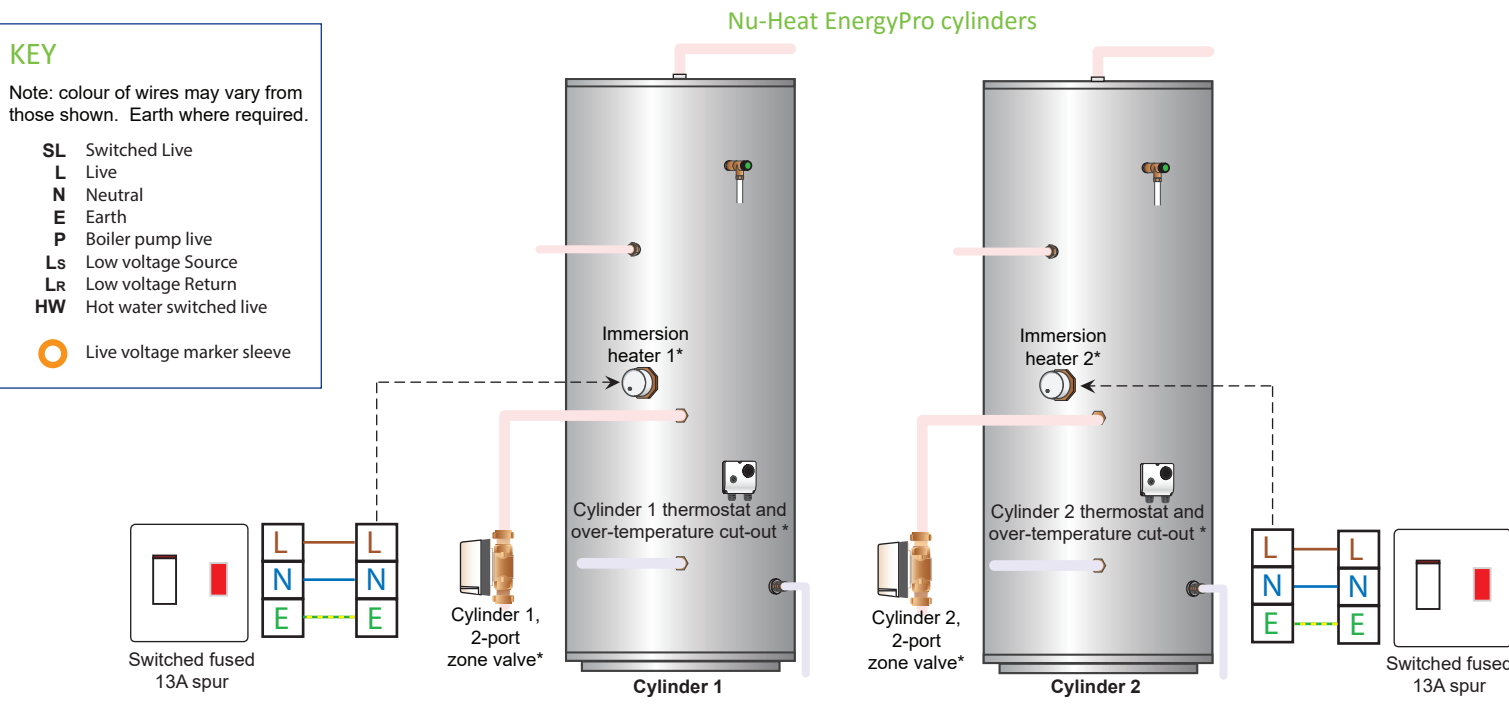
Boiler with low voltage switching



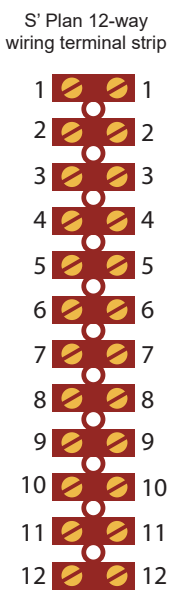
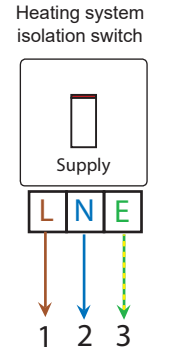
Radiator circuit (if fitted)



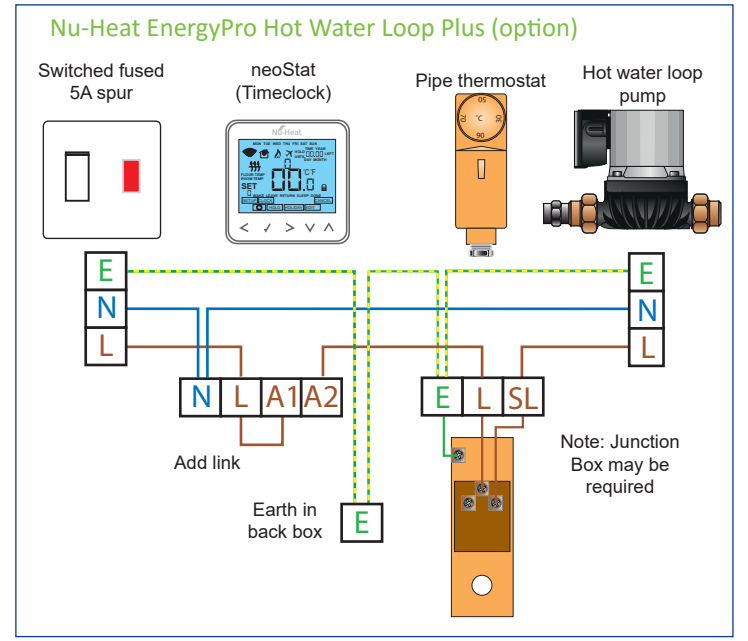
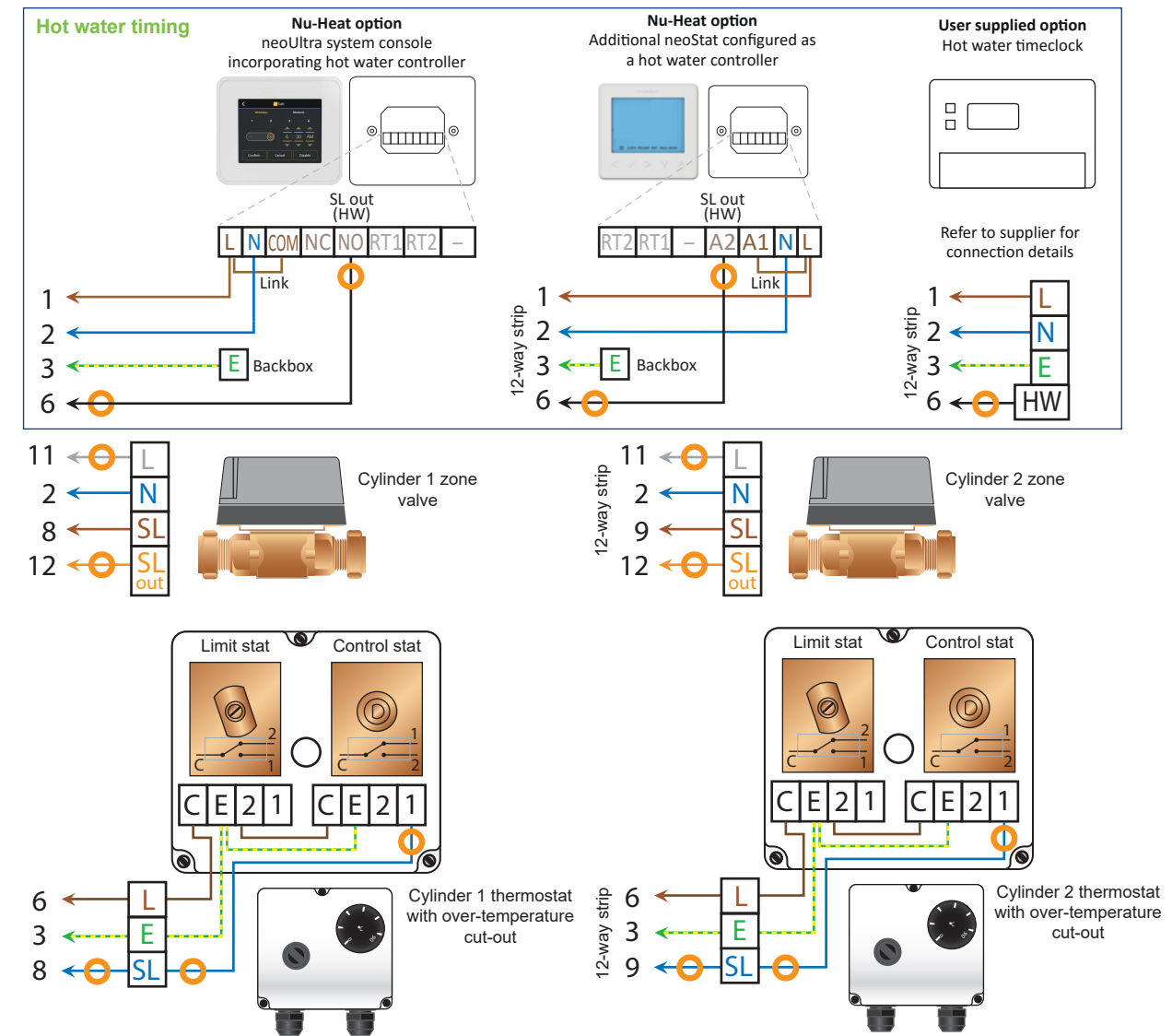
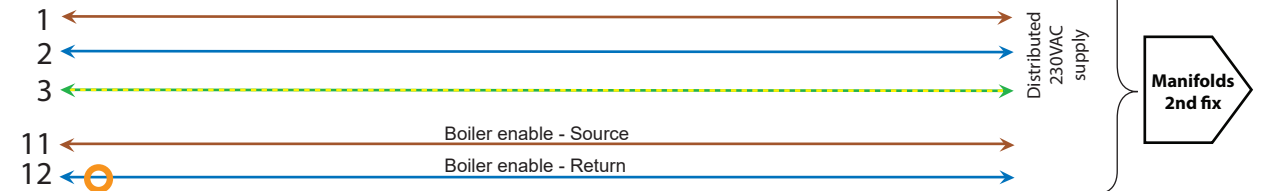
- KEY**
- Note: colour of wires may vary from those shown. Earth where required.
- SL Switched Live
 - L Live
 - N Neutral
 - E Earth
 - P Boiler pump live
 - Ls Low voltage Source
 - LR Low voltage Return
 - HW Hot water switched live
 - Live voltage marker sleeve



*Supplied with Nu-Heat EnergyPro cylinders



NOTE :
Nu-Heat systems do not require a UFH zone valve



Notes:

BS7671: 2008. Requirements for Electrical Installations, IEE Wiring Regulations, Building Regulations Electrical Safety (Part P)

Installation must be carried out by a Competent Person or, failing that, the local building control authority must be notified of the proposed work before commencement and the completed installation must be inspected by a Competent Person.

The schematic should be read in conjunction with the Solar manual, the Underfloor heating Installation manual, any 'Product Data Sheets' and the manufacturer's manuals provided.

All fused spurs must be fitted with 5 amp fuses unless otherwise stated.

Where live conductors are sleeved in a colour other than brown, coloured marker sleeves should be fitted at the ends of the wires to identify them.

When radiators are used in conjunction with underfloor heating, the parts shown must be fitted in order to give independent control.

Always refer to the boiler manufacturer's wiring instructions for identification of boiler terminals.

Parts shown in outline are generally supplied by others. Where connections are shown to equipment that is not supplied by Nu-Heat, this is for guidance only. In all such cases the supplier's installation information should be checked before fixing and connecting the equipment.

In line with the company policy of product development, Nu-Heat reserves the right to supply different components to those shown.

If there is any aspect of the installation that you do not understand, please contact Nu-Heat Technical, quoting your QR (system reference) number.

This drawing is not site-specific. The number and type of cylinders, pumps and timeclocks might all vary from those shown.

Underfloor Heating Control System
W2BN²Ne - Electrical 2nd fix, Boiler system,
Dual EnergyPro cylinders,
Programmable thermostats

Nu-Heat
UNDERFLOOR & RENEWABLES

Nu-Heat UK Ltd | Heathpark House | Devonshire Road
Heathpark Industrial Estate | Honiton | Devon EX14 1SD

Online www.nu-heat.co.uk Phone 01404 540745

©Nu-Heat 2020