

Towel rails from Nu-Heat



To complement the Nu-Heat underfloor heating system, Nu-Heat has a stunning range of contemporary heated towel rails.

Nu-Heat always recommends that heated towel rails are used in addition to warm water underfloor heating – they give the luxury of warm dry towels all year round and add extra comfort to bathrooms.

Nu-Heat can supply towel rails in mild steel or stainless steel with a choice of designs and finishes.

MILD STEEL TOWEL RAILS

Mild steel towel rails from Nu-Heat are available in three styles with a choice of finishes: Chrome, White, Anthracite and Terra Matt.

The options for fuel source are:

- **Wet** – controlled by the domestic heating system
- **Dual fuel** – attached to the heating system but with an electrical element allowing them to be used even when the domestic heating system is switched off
- **Electric** – completely separate electric control (factory fitted)

GUARANTEE

We have such confidence in the high standard of manufacture that Nu-Heat mild steel towel rails are guaranteed for 10 years. Electric elements are guaranteed for 12 months and radiator valves have a 5-year guarantee.

All towel rails are individually air-tested to 16 bar for peace of mind.

The 10-year guarantee covers against manufacturing defects for all mild steel towel rails supplied by Nu-Heat. Proof of purchase is required for a replacement unit; the guarantee does not extend to fitting costs and delivery charges.



See the full
range of towel
rails at
www.nu-heat.co.uk
or telephone
0800 731 1976

LINEA RANGE

Available in Chrome and White

Heights – 750mm, 1120mm, 1700mm

Widths – 300mm, 400mm, 480mm, 600mm

**OPTIONAL TOWEL HANGER**

SIZE mm	COLOUR	PRODUCT CODE	PRICE EX VAT
400	CHROME	ELAC-10-03CP	£22.90
480	CHROME	ELAC-10-05CP	£22.90
600	CHROME	ELAC-10-10CP	£27.10
400	WHITE	ELAC-10-03WH	£12.90
480	WHITE	ELAC-10-05WH	£14.30
600	WHITE	ELAC-10-10WH	£14.30

**MILD STEEL TOWEL RAIL SPECIFICATION & PRICE LIST**

SIZE (H x W) mm	COLOUR	OUTPUT Watts/BTU	PIPE CENTRES (mm)		ELECTRIC ELEMENT (if req.)	TAPPINGS	PRODUCT CODE	PRICE
			RADIATOR	FROM WALL				
LINEA RANGE								
750 x 400	CHROME	207/707	350	62 - 87	150	½" BSP	ELL075040CP	£79.00
750 x 480	CHROME	241/824	430	62 - 87	150	½" BSP	ELL075048CP	£79.00
750 x 600	CHROME	293/999	550	62 - 87	150	½" BSP	ELL075060CP	£89.00
1120 x 300	CHROME	240/819	250	62 - 87	150	½" BSP	ELL112030CP	£119.00
1120 x 400	CHROME	301/1028	350	62 - 87	300	½" BSP	ELL112040CP	£119.00
1120 x 480	CHROME	350/1196	430	62 - 87	300	½" BSP	ELL112048CP	£119.00
1120 x 600	CHROME	424/1447	550	62 - 87	300	½" BSP	ELL112060CP	£119.00
1700 x 400	CHROME	465/1588	350	62 - 87	600	½" BSP	ELL170040CP	£179.00
1700 x 480	CHROME	542/1851	430	62 - 87	600	½" BSP	ELL170048CP	£179.00
1700 x 600	CHROME	658/2244	550	62 - 87	600	½" BSP	ELL170060CP	£189.00
750 x 400	WHITE	269/919	350	62 - 87	150	½" BSP	ELL075040WH	£49.00
750 x 480	WHITE	314/1070	430	62 - 87	150	½" BSP	ELL075048WH	£49.00
750 x 600	WHITE	380/1297	550	62 - 87	150	½" BSP	ELL075060WH	£59.00
1120 x 300	WHITE	312/1063	250	62 - 87	150	½" BSP	ELL112030WH	£59.00
1120 x 400	WHITE	391/1335	350	62 - 87	300	½" BSP	ELL112040WH	£69.00
1120 x 480	WHITE	455/1553	430	62 - 87	300	½" BSP	ELL112048WH	£69.00
1120 x 600	WHITE	551/1879	550	62 - 87	300	½" BSP	ELL112060WH	£69.00
1700 x 400	WHITE	605/2063	350	62 - 87	600	½" BSP	ELL170040WH	£79.00
1700 x 480	WHITE	704/2403	430	62 - 87	600	½" BSP	ELL170048WH	£89.00
1700 x 600	WHITE	854/2914	550	62 - 87	600	½" BSP	ELL170060WH	£89.00

QUADRIS RANGE

Available in Chrome, Anthracite and Terra Matt

Heights– 800mm, 1200mm, 1600mm

Width – 500mm



OPTIONAL TOWEL HANGER

SIZE mm	COLOUR	PRODUCT CODE	PRICE EX VAT
500	CHROME	ELAC-10-40CP	£42.90
500	ANTHRACITE	ELAC-10-40AN	£34.30

SIZE (H x W) mm	COLOUR	OUTPUT Watts/BTU	PIPE CENTRES (mm)		ELECTRIC ELEMENT (if req.)	TAPPINGS	PRODUCT CODE	PRICE
			RADIATOR	FROM WALL				
QUADRIS RANGE								
800 x 500	CHROME	301/1028	470	65	150	½" BSP	ELQU080050CP	£169.00
1200 x 500	CHROME	431/1472	470	65	300	½" BSP	ELQU120050CP	£209.00
1600 x 500	CHROME	561/1916	470	65	600	½" BSP	ELQU160050CP	£259.00
800 x 500	ANTHRACITE	372/1269	470	65	150	½" BSP	ELQU080050AN	£99.00
1200 x 500	ANTHRACITE	532/1816	470	65	300	½" BSP	ELQU120050AN	£129.00
1600 x 500	ANTHRACITE	693/2364	470	65	600	½" BSP	ELQU160050AN	£159.00
800 x 500	TERRA MATT	372/1269	470	65	150	½" BSP	ELQU080050TM	£99.00
1200 x 500	TERRA MATT	532/1816	470	65	300	½" BSP	ELQU120050TM	£129.00
1600 x 500	TERRA MATT	693/2364	470	65	600	½" BSP	ELQU160050TM	£179.00

PLANA RANGE

Available in Chrome and Anthracite

Heights– 800mm, 1200mm, 1600mm

Width – 500mm



SIZE (H x W) mm	COLOUR	OUTPUT Watts/BTU	PIPE CENTRES (mm)		ELECTRIC ELEMENT (if req.)	TAPPINGS	PRODUCT CODE	PRICE
			RADIATOR	FROM WALL				
PLANA RANGE								
800 x 500	CHROME	214/729	465	68	150	½" BSP	ELPL080050CP	£179.00
1200 x 500	CHROME	320/1093	465	68	300	½" BSP	ELPL120050CP	£229.00
1600 x 500	CHROME	404/1378	465	68	600	½" BSP	ELPL160050CP	£289.00
800 x 500	ANTHRACITE	263/899	465	68	150	½" BSP	ELPL080050AN	£119.00
1200 x 500	ANTHRACITE	395/1348	465	68	300	½" BSP	ELPL120050AN	£139.00
1600 x 500	ANTHRACITE	498/1700	465	68	600	½" BSP	ELPL160050AN	£169.00

ELECTRIC HEATING OPTIONS

There are two options for electrically heating towel warmers:

Electric only

Factory filled and sealed with a special heating solution that allows the towel rail to be fitted without connection to the central heating system.

(Please check electric element size required for your chosen rail).

Dual fuel kits

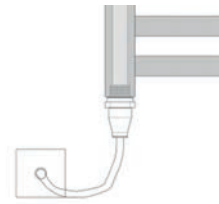
For heating towel warmers during summer months, or when the central heating system is turned off. Supplied with a chrome T piece.

(Please check electric element size required for your chosen rail).

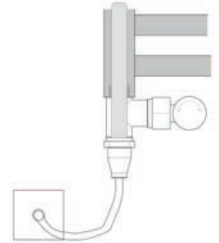
Disclaimer

When an electrical element is used to heat a towel warmer performance will not be identical to that when connected to a central heating system. There is no circulation and it will therefore take longer to heat up and will be noticeably hotter near the element. After 1 to 2 hours of continuous use the heat would have spread but there will still be temperature variances across the surface. This is not a fault.

Note: All electrical elements carry a 12 month guarantee.



Factory sealed, heated with element only.

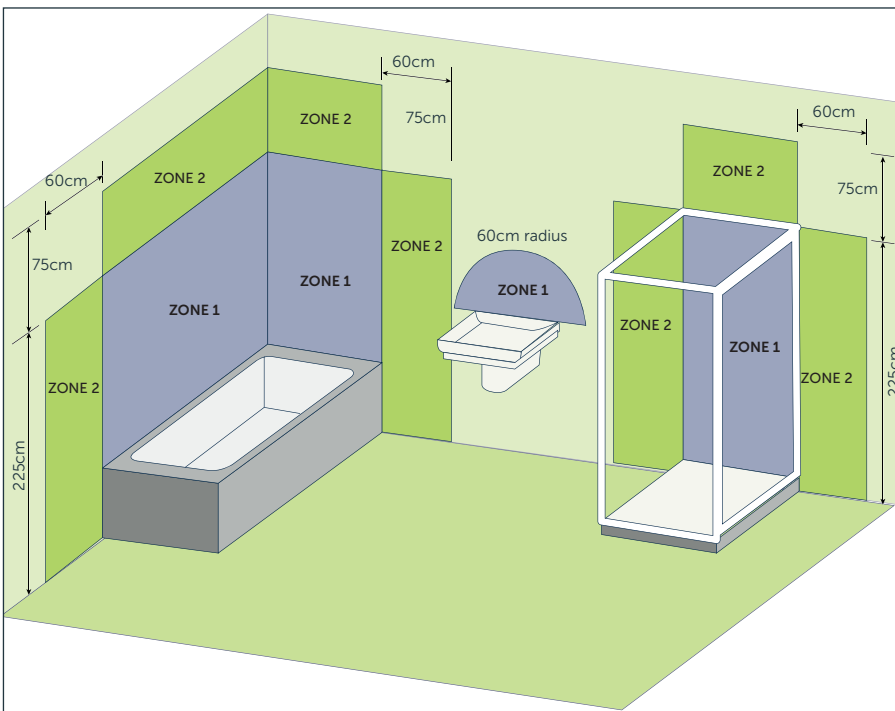


For use on standard wet heating system using an electric element to heat the towel warmer when the heating system is switched off.

BATHROOM ZONES & IP RATINGS

The bathroom is divided into zones based on a level of risk. Each zone has specific requirements regarding the installation of electrical equipment in that zone. The diagram below is only a guide.

Please refer to I.E.E. Wiring Regulations for detailed information.



IP ratings

IP Rating: 'X' denotes level of security against dust particles. The second digit denotes level of 'watertightness'.

IPX5: Protected against low pressure water jets.

IPX4: Protected against splashing water.

ZONES

Zone 0: The area inside the bath, sink or shower tray. Not recommended for radiator fitting.

Zone 1: The area above the bath/shower tray to a height of 2.25m. Minimum rating of IPX4 should be used unless water spray will be present. In this case, a rating of IPX5 should be used.

Zone 2: The area stretching 0.6m from zone 1 and above the sink to a radius of 0.6m. Minimum rating of IPX4 should be used in this area.

Zone 3: The area outside zones 1 & 2. Assuming water jets are not to be used for cleaning this area, lower IP ratings can be used.

TYPES OF HEATING ELEMENT

Standard element

- Non-adjustable
- IP55 rated (suitable for installation into IEE Zone 1, 2 or 3)

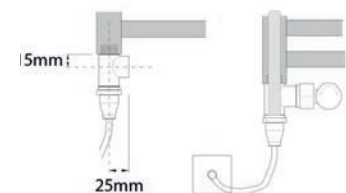
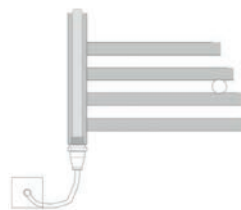
With a standard heating element the wattage of the element is matched to the size of the towel rail. It heats the liquid inside the radiator, which is dispersed by the surface area of the radiator. It has the protection of a thermal 'cut out' should the element become too hot, however there is no control over the radiator or the room temperature.

STANDARD ELEMENT – ELECTRIC ONLY

WATTS	TYPE	PRODUCT CODE	PRICE EX VAT
75W	Standard E75	ELEO-05-05WC	£57.10
150W	Standard E150	ELEO-05-10WC	£58.60
300W	Standard E300	ELEO-05-15WC	£60.00
600W	Standard E600	ELEO-05-20WC	£61.40

STANDARD ELEMENT – DUAL FUEL

WATTS	TYPE	PRODUCT CODE	PRICE EX VAT
75W	Standard DE75	ELDF-05-05WC	£37.10
150W	Standard DE150	ELDF-05-10WC	£37.10
300W	Standard DE300	ELDF-05-15WC	£38.60
600W	Standard DE600	ELDF-05-20WC	£40.00




Dual fuel

Note: Valve centres when using a dual fuel element will alter. Please see diagram above for dimensions.

VALVES

Ultima square valve

DESCRIPTION	PRODUCT CODE	PRICE EX VAT
15mm ANGLED CHROME	ULRV-35-0505	£19.80
15mm ANGLED BRUSHED	ULRV-35-5005	£22.60
15mm ANGLED BLACK	ULRV-35-5505	£23.60



Ultima corner valve set (pair)

DESCRIPTION	PRODUCT CODE	PRICE EX VAT
CHROME	ULRV-45-0505	£16.40



Ultima standard valve

DESCRIPTION	PRODUCT CODE	PRICE EX VAT
10mm WHEELHEAD ANGLED	ULRV-05-0505	£2.20
10mm LOCKSHIELD ANGLED	ULRV-05-0510	£2.20
15mm WHEELHEAD ANGLED	ULRV-05-0515	£2.20
15mm LOCKSHIELD ANGLED	ULRV-05-0520	£2.20
15mm WHEELHEAD STRAIGHT	ULRV-05-0535	£2.80
15mm LOCKSHIELD STRAIGHT	ULRV-05-0540	£2.80



Ultima Arc valve

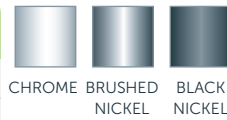
DESCRIPTION	PRODUCT CODE	PRICE EX VAT
15mm WHEELHEAD ANGLED	ULRV-20-0505	£8.30
15mm WHEELHEAD STRAIGHT	ULRV-20-0510	£8.30



VALVES

Ultima thermostatic valve pack straight TRV8

DESCRIPTION	PRODUCT CODE	PRICE EX VAT
10/15mm CHROME	ULRV-50-0510	£22.10
10/15mm BRUSHED NICKEL	ULRV-50-5010	£27.90
10/15mm BLACK NICKEL	ULRV-50-5510	£30.00



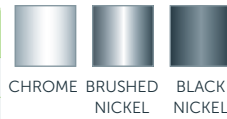
CHROME BRUSHED NICKEL BLACK NICKEL



- Larger valve body
- Designer lockshield valve

Ultima thermostatic valve pack corner TRV8

DESCRIPTION	PRODUCT CODE	PRICE EX VAT
15mm CHROME	ULRV-45-0510	£21.40
15mm BRUSHED NICKEL	ULRV-45-5010	£25.50
15mm BLACK NICKEL	ULRV-45-5510	£27.90



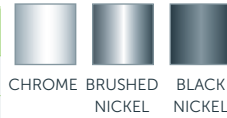
CHROME BRUSHED NICKEL BLACK NICKEL



- Larger valve body
- Designer lockshield valve

Ultima thermostatic valve pack angled TRV8

DESCRIPTION	PRODUCT CODE	PRICE EX VAT
10/15mm CHROME	ULRV-50-0505	£21.40
10/15mm BRUSHED NICKEL	ULRV-50-5005	£25.40
10/15mm BLACK NICKEL	ULRV-50-5505	£27.70



CHROME BRUSHED NICKEL BLACK NICKEL



- Larger valve body
- Designer lockshield valve

See the full
range of towel
rails at
www.nu-heat.co.uk
or telephone
0800 731 1976

DELIVERY

- ✓ Delivery normally 2 working days from placing order
- ✓ Electric only rails are factory filled to order and take 2-3 days from placing order
- ✓ Delivery included (UK mainland only)

